



District Report Card: 2017


State: Rajasthan	District: Bhilwara
Class: 5	Subject: Language
Schools: 61	Students: 944


Participation/Coverage


Students

 GENDER	Boys		Girls	
	Number	%	Number	%
	465	49.26	479	50.74

 AREA	Rural		Urban	
	Number	%	Number	%
	884	93.64	60	6.36

 CATEGORY	SC		ST		OBC		GEN	
	Number	%	Number	%	Number	%	Number	%
	210	22.25	90	9.53	602	63.77	42	4.45

 CWSN	LD	VI	HI	S&LD	ID	Oth
	1	0	0	1	4	1

 Management	Government		Government-aided	
	Number	%	Number	%
	944	100.00	0	0.00

Average Performance of Students in Language (%)

Overall	Gender		Area		Management		Social Group			
	Male	Female	Rural	Urban	Govt.	Aided	SC	ST	OBC	GEN
63.57	64.24	62.91	63.36	66.67	63.57	0.00	63.97	56.81	64.16	67.46

Performance on Learning Outcomes (LOs)

Learning Outcomes	Description	Average Performance(%)
L504	Reads and comprehends independently storybooks, news items/ headlines, advertisements etc.	60.68
L508	Reads text with comprehension, locates details and sequence of events	65.01

Range of Performance of Students who Answered Correctly							
Below 30%		30% - 50%		50% - 75%		Above 75%	
Number	%	Number	%	Number	%	Number	%
92	9.75	178	18.86	324	34.32	350	37.08

Lowest Performing Learning Outcomes (LOs)

- 1 - Reads and comprehends independently storybooks, news items/ headlines, advertisements etc. (60.68)
- 2 - Reads text with comprehension, locates details and sequence of events (65.01)